

20230630



Demo Case


Ordering Code: DEMO.C-WARMDIM.V1

Size: 300mm x 300mm x 85mm

Weight: ~1830g

WARM DIM LED MODULES

This Warm Dim demo case contains a combination of COIN, 20, 35 and 50 series LED modules ranging from 4.5W to 12W with external driver and integrated driver (NEST). Optical lenses of different angles are also included and can be interchanged on the LED modules to experience the light effects of different beam angles.



For optimal lighting control, the Warm Dim Demo Case must be used in conjunction with DALI and Phase control systems.

Compatible LED Module



Driver Dimming Variation



Beam Angle



ELR®



WARM DIM

An exciting LED module variant with the ultimate comfort in dimming, where light transforms its colour temperature in relation to the dimming curve; the darker the light dims, the warmer the light becomes. Just like the sun set effect, the gradual shift replicates a transition from a comfortable ambience towards a relaxed and cosy environment.

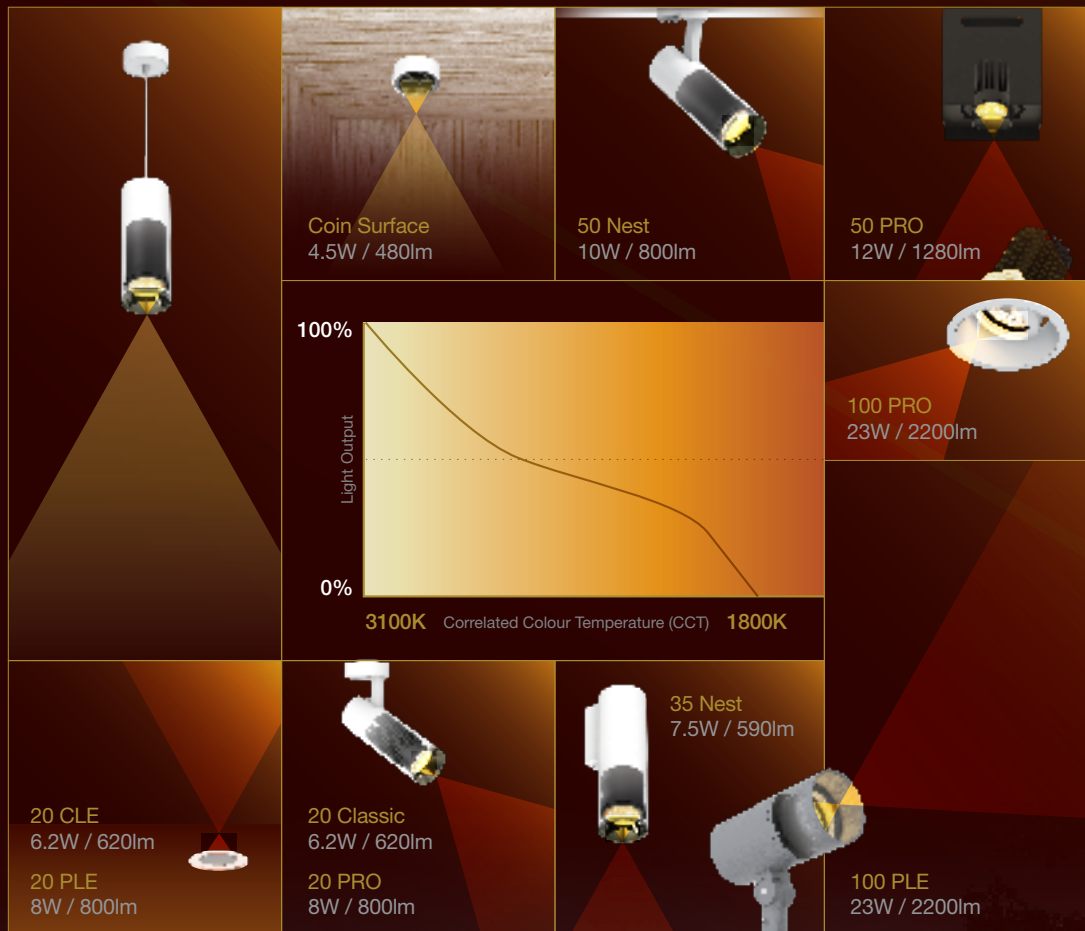
With dimming performance to as low as <1% and colour rendition performance at ProART CRI~95, WARM DIM LED modules initiate from warm white CCT of 2700K or 3000K that gradually shifts towards 1800K when dimmed. The WARM DIM variant is available with Coin, 20, 35, 50, and 100 series LED modules.



Scan to view our full range of
Warm Dim LED Modules

Consistent Dimming Curve

The WARM DIM series of LED modules are now upgraded with chipsets tailored to specific power, producing a consistent dimming curve that starts from 3100K at full brightness and smoothly dims to 1800K at minimum brightness for all variations of WARM DIM LED modules. A similar and matching transition of colour temperature with dimming is now achieved with any WARM DIM LED module regardless of power from 4.5W up to 23W in various modular fixtures.



WARM DIM LED MODULES DEMO CASE




DEMO CASE INCLUSIVE OF:



1

20 SERIES - Compatible with ELR size-2 fixtures

	LED Module								Driver	
	LED Power	Beam Angle		Colour Temp		CRI		Dimming		
External Driver										
	ELR20P	8W	40	40°	WD	WARM DIM	PA	ProART	DA	DALI



2

LENS OPTIONS



4

COIN, 35 & 50 SERIES LED MODULE - Compatible with ELR size-3 and size-4 fixtures

	LED Module								Driver	
	LED Power	Beam Angle		Colour Temp		CRI		Dimming		
External Driver										
	ELRCOIN	4.5W	60	60°	WD	WARM DIM	PA	ProART	DA	DALI
	ELR50P	12W	60	60°	WD	WARM DIM	PA	ProART	DA	DALI
Integrated Driver										
	ELR35N	5.5W	60	60°	WD	WARM DIM	PA	ProART	DA	DALI

3

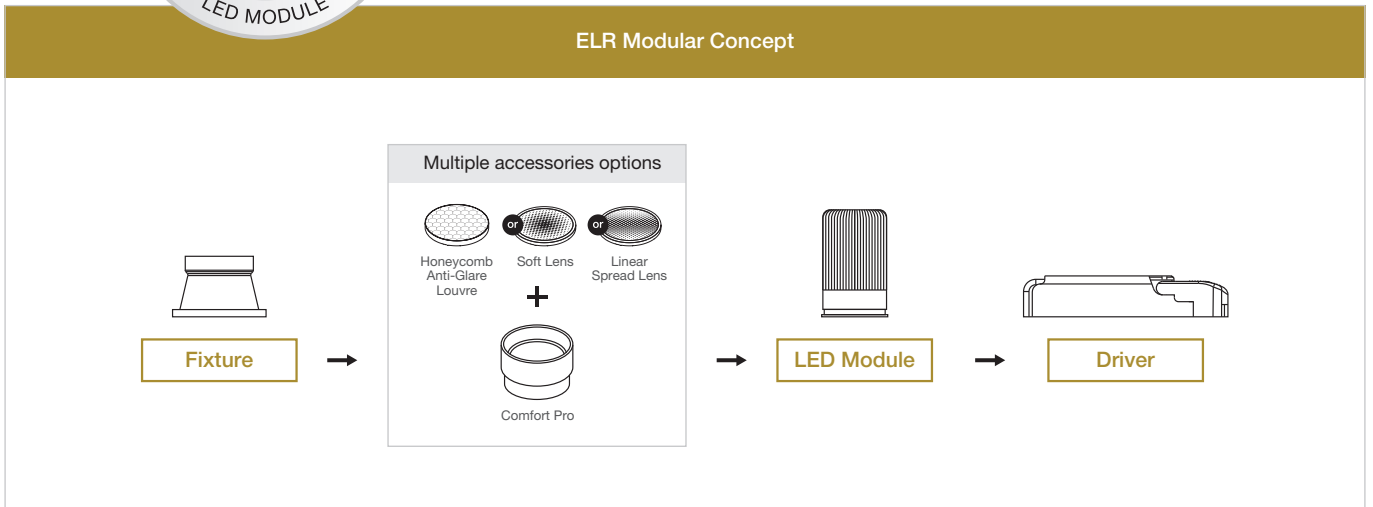




WHEEL OF TECHNOLOGY

ELR's signature modular concept design revolves around our Wheel of Technology that brings forth a versatile combination of lighting fixtures, LED modules and LED drivers. Apart from developing our own driver technology to ensure full compatibility of LED modules and LED drivers, the modular concept is future proof, allows upgradability, flexibility for change and maintenance, consistency of design, and also multiple applications.

ELR Modular Concept



CONNECTION DIAGRAM

Constant Current - External Driver and Integrated Driver

