




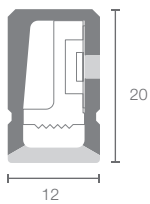
LF12SB

FLEXIBLE SIDE BEND LINEAR LUMINAIRE



DIMENSIONS (MM)

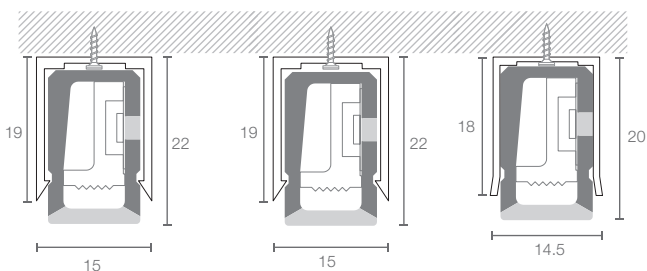
• Luminaire



• Mounting Clip

• Aluminium Tray

• Flexible Tray



AVAILABLE OPTIONS

COLOUR OPTIONS

WHITE

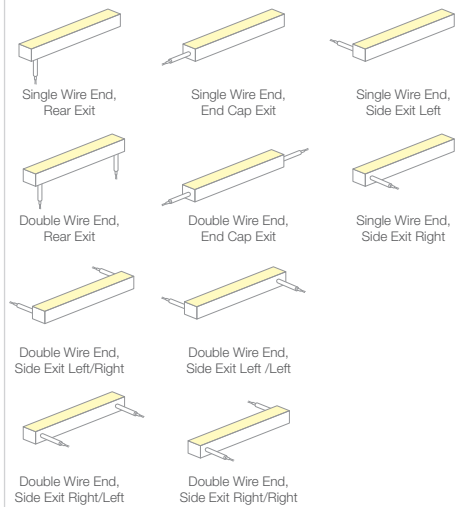


CCT OPTIONS

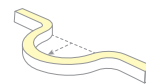
SINGLE CCT



WIRE END & EXIT CONFIGURATIONS OPTIONS



BENDING



Side Bend
Radius Limit = 150mm

ACCESSORIES



Aluminium Tray



Flexible Tray



Mounting Clip



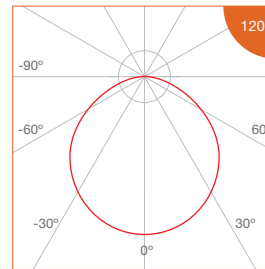
Flexible Linear Indoor Lighting

Type	11mm width flexible silicone linear LED luminaire
Finishing	White
Cover	Diffused
Light Uniformity	Dotless
Mounting	Mounting clip, aluminium tray or flexible tray
Beam Angle	120°
Power Options	15W/m, 10W/m, 5W/m
CRI	ProART (CRI~95)
SDCM	3 step MacAdam ellipse binning (light source)
Lifetime	Up to 50,000 hours L80 lamp life at Ta = 25°C
Voltage	24V DC
Length Options	1000mm, 2000mm, 3000mm, 4000mm, 5000mm
Operating Temperature	Ta (min) = -25-50°C Ta (max) = +55°C (5W/m) / +45°C (10W/m) / +35°C (15W/m)
Wire Connection	Supplied with open ended wires at 120mm length
IP Rating	IP65

SPECIFICATIONS

CCT	Efficacy (lm/W)	Luminous Flux per meter (lm/m)		
		15W/m	10W/m	5W/m
2700K	30.8	462	310	152
3000K				
3500K				
4000K	32.3	485	325	160
5000K				
Correction Factor		1.00	0.67	0.33

PHOTOMETRICS



ORDERING MATRIX

Profile	Finishing		Cover		Length		LED Module Power & CCT				Wire End & Exit Configuration				Ingress Protection			
LF12SB	WH	White	D	Diffused	1000	1000mm	15	15W/m	27	2700K	SE	Single Wire End, End Cap Exit			IP65	IP65		
					2000	2000mm		10		10W/m		30	3000K	Double Wire End, End Cap Exit				
					3000	3000mm	5		5W/m	35			3500K	Single Wire End, Rear Exit				
					4000	4000mm							40	4000K			Double Wire End, Rear Exit	
					5000	5000mm	50	5000K	Single Wire End, Side Exit Left									
									Single Wire End, Side Exit Right									
									Double Wire End, Side Exit Left/Right									
									Double Wire End, Side Exit Right/Left									
									Double Wire End, Side Exit Left/Left									
									Double Wire End, Side Exit Right/Right									

*Mounting accessories for neon flex luminaires are not included and to be ordered separately

Example: LF12SB-WH-D-1000-15-30-SE-IP65
LF12SB Neon Flex, White, Diffused Cover, 1000mm, 15W/m, 3000K, Single Wire End at End Cap Exit, IP65

• Accessories

Mounting Clip
LF12SB-MC

Example: LF12SB-MC
LF12SB Mounting Clip

Aluminium Tray	Finishing		Length	
LF12SB-AT	SL	Silver	1000	1000mm

Example: LF12SB-AT-SL-1000
LF12SB Aluminium Tray, Silver, 1000mm

Flexible Tray	Finishing		Length	
LF12SB-FT	SL	Silver	1000	1000mm

Example: LF12SB-FT-SL-1000
LF12SB Flexible Tray, Silver, 1000mm