




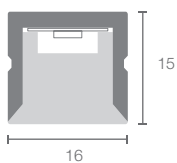
LF16TB

FLEXIBLE TOP BEND LINEAR LUMINAIRE



DIMENSIONS (MM)

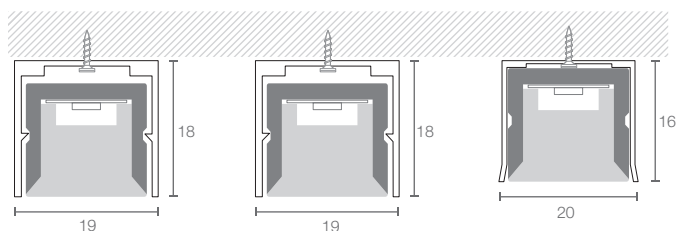
• Luminaire



• Mounting Clip

• Aluminium Tray

• Flexible Tray



AVAILABLE OPTIONS

COLOUR OPTIONS

WHITE

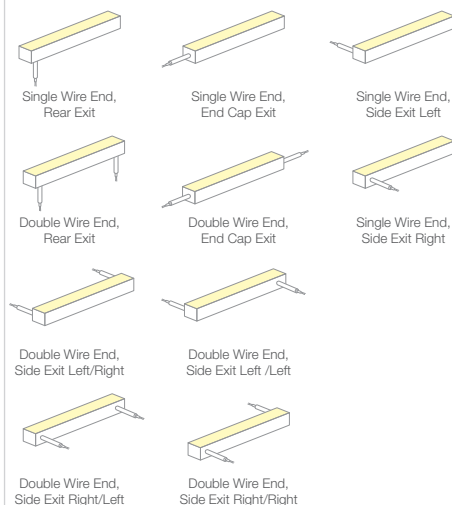


CCT OPTIONS

SINGLE CCT



WIRE END & EXIT CONFIGURATIONS OPTIONS



BENDING



Top Bend Radius Limit = 150mm

ACCESSORIES





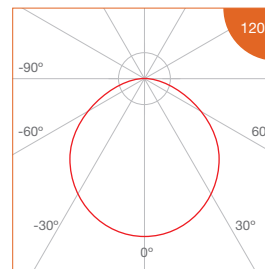
Flexible Linear Indoor Lighting

Type	16mm width flexible silicone linear LED luminaire
Finishing	White
Cover	Diffused
Light Uniformity	Dotless
Mounting	Mounting clip, aluminium tray or flexible tray
Beam Angle	120°
Power Options	15W/m, 10W/m, 5W/m
CRI	ProART (CRI~95)
SDCM	3 step MacAdam ellipse binning (light source)
Lifetime	Up to 50,000 hours L80 lamp life at Ta = 25°C
Voltage	24V DC
Length Options	1000mm, 2000mm, 3000mm, 4000mm, 5000mm
Operating Temperature	Ta (min) = -25-50°C Ta (max) = +55°C (5W/m) / +45°C (10W/m) / +35°C (15W/m)
Wire Connection	Supplied with open ended wires at 120mm length
IP Rating	IP65

SPECIFICATIONS

CCT	Efficacy (lm/W)	Luminous Flux per meter (lm/m)		
		15W/m	10W/m	5W/m
2700K	53.9	809	542	267
3000K				
3500K				
4000K	56.6	849	569	280
5000K				
Correction Factor		1.00	0.67	0.33

PHOTOMETRICS



ORDERING MATRIX

Profile	Finishing		Cover		Length		LED Module Power & CCT			Wire End & Exit Configuration				Ingress Protection								
LF16TB	WH	White	D	Diffused	1000	1000mm	15	15W/m	27	2700K	SE	Single Wire End, End Cap Exit			IP65	IP65						
					2000	2000mm					10	10W/m	30	3000K			DE	Double Wire End, End Cap Exit				
					3000	3000mm					5	5W/m	35	3500K			SR	Single Wire End, Rear Exit				
					4000	4000mm											40	4000K	DR	Double Wire End, Rear Exit		
					5000	5000mm											50	5000K	SSL	Single Wire End, Side Exit Left		
						SSR	Single Wire End, Side Exit Right															
						DSLRL	Double Wire End, Side Exit Left/Right															
						DSRL	Double Wire End, Side Exit Right/Left															
						DSLL	Double Wire End, Side Exit Left/Left															
						DSRR	Double Wire End, Side Exit Right/Right															

*Mounting accessories for neon flex luminaires are not included and to be ordered separately

Example: LF16TB-WH-D-1000-15-30-SE-IP65
LF16TB Neon Flex, White, Diffused cover, 1000mm, 15W/m, 3000K, Single Wire End at End Cap Exit, IP65

• Accessories

Mounting Clip
LF16TB-MC

Example: LF16TB-MC
LF16TB Mounting Clip

Aluminium Tray	Finishing		Length	
LF16TB-AT	SL	Silver	1000	1000mm

Example: LF16TB-AT-SL-1000
LF16TB Aluminium Tray, Silver, 1000mm

Flexible Tray	Finishing		Length	
LF16TB-FT	SL	Silver	1000	1000mm

Example: LF16TB-FT-SL-1000
LF16TB Flexible Tray, Silver, 1000mm