


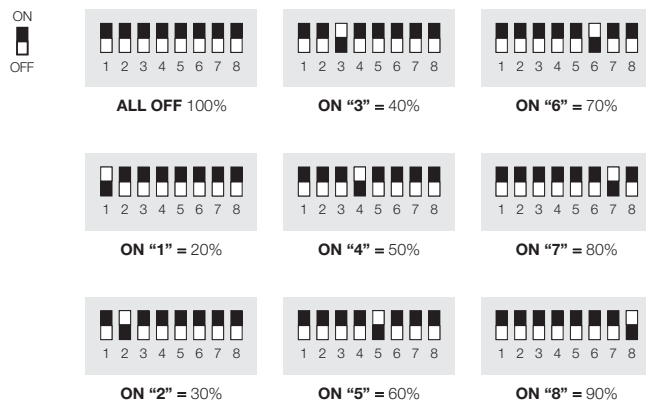


CVMPS150

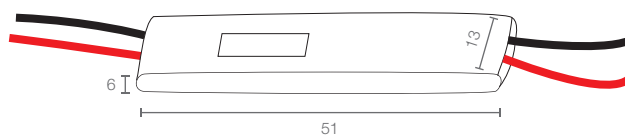
CONSTANT VOLTAGE MODULE POWER SELECTOR 150W



DIP SWITCH SETTINGS



DIMENSIONS (MM)





Type	A device that flexibly reduces the power of 24V constant voltage single CCT LED modules, with 8 selectable ratios of the original rated power.
Power Ratios	90%, 80%, 70%, 60%, 50%, 40%, 30%, 20%
Rated Power	150W (maximum load)
Voltage	24V DC
Operating Temperature	Ta (min) = -20°C, Ta (max) = +50°C
Wire Connection	Supplied with insulated AWG 20 wires at 200mm length
Ingress Protection	IP20
PWM Dimming	Only compatible with 1000Hz PWM frequency for dimming application
Driver / Power Supply Unit	The capacity of the driver / power supply unit used must be based on the maximum load of the connected LED module.

ORDERING MATRIX

Model

CVMPS150

Example: CVMPS150