


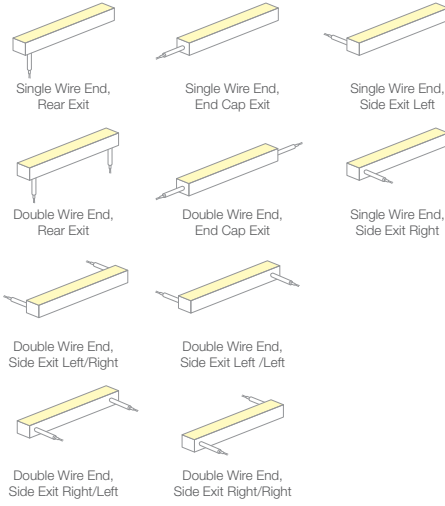
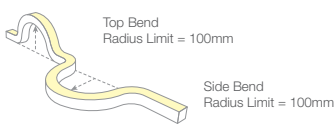





WF16TSB

WEATHERPROOF FLEXIBLE TOP & SIDE BEND
LINEAR LUMINAIRE



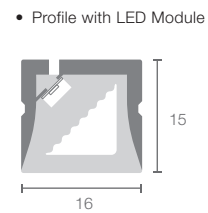
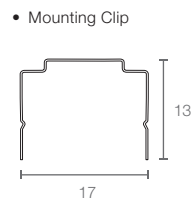
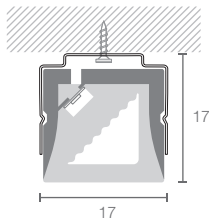
AVAILABLE OPTIONS	
COLOUR OPTIONS	<p>WHITE</p> 
CCT OPTIONS	<p>SINGLE CCT</p>  <p>2700K 3000K 3500K 4000K 5000K ProART</p>
WIRE END & EXIT CONFIGURATIONS OPTIONS	
BENDING	 <p>Top Bend Radius Limit = 100mm</p> <p>Side Bend Radius Limit = 100mm</p>
ACCESSORIES	 <p>Aluminium Tray Mounting Clip</p>



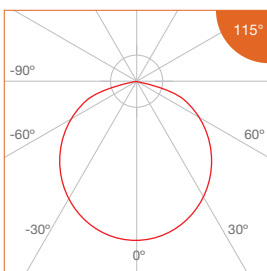
Flexible Linear Luminaire_Facade Lighting

Type	16mm width flexible silicone linear LED luminaire
Finishing	White
Cover	Dffused
Light Uniformity	Dotless
Mounting	Stainless steel mounting clip or aluminium tray
Beam Angle	115°
Power Options	10W/m, 5W/m
CRI	ProART (CRI~95)
SDCM	3 step MacAdam ellipse binning
Lifetime	Up to 50,000 hours L80 lamp life at Ta = 25°C
Voltage	24V DC
Length Options	500mm to 5000mm by increment of 50mm
Operating Temperature	Ta (min) = -20°C Ta (max) = +55°C (5W/m) / +45°C (10W/m)
Wire Connection	Supplied with insulated IP67 wires and connector at 300mm length
IP Rating	IP67, UV Stabilised

DIMENSIONS (MM)



PHOTOMETRICS





Flexible Linear Luminaire_Facade Lighting

SPECIFICATIONS

CCT	Efficacy (lm/W)	Luminous Flux per meter (lm/m)	
		10W/m	5W/m
2700K	70.3	703	352
3000K			
3500K			
4000K	73.8	738	369
5000K			
Correction Factor		1.00	0.50

ORDERING MATRIX

Profile	Finishing		Cover		Length		LED Power & CCT			Wire End & Exit Configuration		Ingress Protection		
	WH	White	D	Diffused	500	500mm	10	10W/m	27	2700K	SE	Single Wire End, End Cap Exit	IP67	IP67
WF16TSB					↓	↓	5	5W/m	30	3000K	DE	Double Wire End, End Cap Exit		
					5000	5000mm	35	3500K	SR	Single Wire End, Rear Exit				
					*by every 50mm		40	4000K	DR	Double Wire End, Rear Exit				
							50	5000K	SSL	Single Wire End, Side Exit Left				
									SSR	Single Wire End, Side Exit Right				
										DSL	Double Wire End, Side Exit Left/Right			
										DSR	Double Wire End, Side Exit Right/Left			
										DSL	Double Wire End, Side Exit Left/Left			
										DSR	Double Wire End, Side Exit Right/Right			

*Mounting accessories for neon flex luminaires are not included and to be ordered separately

Example: WF16TSB-WH-D-1000-5-30-SE-IP67
WF16TSB Neon Flex, White, Diffused cover, 1000mm, 5W/m, 3000K, Single Wire End at End Cap Exit, IP67

• Accessories

Mounting Clip	Aluminium Tray	Finishing	Length
WF16TSB-MC	WF16TSB-AT	SL Silver	1000 1000mm

Example: WF16TSB-MC
WF16TSB Mounting Clip

Example: WF16TSB-AT-SL-1000
WF16TSB Aluminium Tray, Silver, 1000mm