



WL25F **IP66 IK08** FLAT RIGID LINEAR LUMINAIRE




Profile Type	25mm width 6063 aluminium linear profile
Profile Finishing	Powder coating
Cover	Diffused
Light Uniformity	Dotless
Mounting	Fixed mounting bracket
Compatible LED Module	- (non modular)
CRI	High Efficiency (CRI~85)
SDCM	3 step MacAdam ellipse binning
Lifetime	Up to 50,000 hours L80 lamp life at Ta = 25°C
Voltage	24V DC, 48V DC
Maximum Power	18W/m
Length Options	300mm, 500mm, 1000mm
Operating Temperature	Ta (min) = -35°C, Ta (max) = +60°C
Wire Connection	Supplied with insulated IP66 wires and connector at 200mm length
IP Rating	IP66
IK Rating	IK08
Profile LOR	-

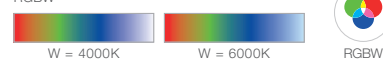
AVAILABLE OPTIONS

CCT OPTIONS

SINGLE CCT



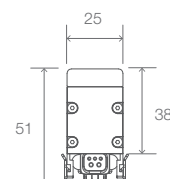
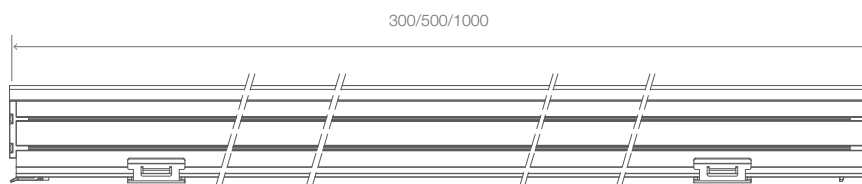
RGBW



BEAM ANGLES



DIMENSIONS (MM)





FACADE LIGHTING

PRODUCT SPECIFICATIONS

Model	WL25F FLAT RIGID LINEAR LUMINAIRE		
Cut Length	300mm	500mm	1000mm
Light Source	White LED, RGBW		
Colour Temperatures	White 2700K, 3000K, 3500K, 4000K, 5000K, RGBW(4000K), RGBW(6000K)		
LED Quantity	24pcs	48pcs	96pcs
Luminous Flux	White 3000K: 305 lm (120°)	White 3000K: 507 lm (120°)	White 3000K: 1015 lm (120°)
Efficacy	White 3000K: 56 lm/W (full on 120°)		
Beam Angles	120°		
Lens	UV Stabilised PMMA		
Housing	Aluminium		
Housing Finish Options	Matt Grey (RAL7001), Matt Black (RAL9011)		
Adjustment Options	-		
Mounting	Fixed Mounting Bracket		
Dimensions (L x W x H, Mounting Bracket included)	300mm x 25mm x 51mm	500mm x 25mm x 51mm	1000mm x 25mm x 51mm
Weight	0.4kg	0.6kg	1.05kg
Regulatory Listing & Safety Approval	CE		
Operating Temperature	-30°C to +50°C		
Minimum Starting Temperature	-20°C		
Environment	Outdoor, IP66, IK08, Coastal Environment (ASTM B117-16)		
Humidity	85%, non-condensing		

ELECTRICAL SPECIFICATIONS

Input Voltage	24V DC, 48V DC		
	18W per meter		
System Power	6W	9W	18W
LED Power	4.8W	7.2W	14.4W
Lumen Maintenance	L80 50000hrs @ 25°C		

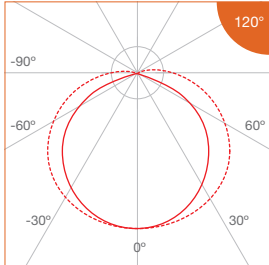
SYSTEM SPECIFICATIONS

Power Supply	CE market: LED Engine 24V
	ETL market: LED Engine 24V (Class 2)
Control	On / Off, DMX512



FACADE LIGHTING

PHOTOMETRICS



SPECIFICATIONS

- Single CCT

CCT	Efficacy (lm/W)	Luminous Flux per meter (lm/m)
		18W/m
2700K	56.4	1015
3000K		
3500K		
4000K	59.2	1066
5000K		

- RGBW

CCT	Efficacy (lm/W)	Luminous Flux per meter (lm/m)	RGB Wavelength (nm) / White CCT
		18W/m	
Red	44.3	89 (@4.03W)	620 - 630
Green		193 (@5.71W)	
Blue	18.0	51 (@5.71W)	460 - 470
White		448 (@8.54W)	



FACADE LIGHTING

ORDERING MATRIX

Profile	Input Voltage		Finishing		Cover		Beam Angle		Length		Accessories	
WL25F	24	24V DC	GR	Matt Grey	D	Diffused	120	120°	300	300mm	N	None
	48	48V DC	MB	Matt Black					500	500mm		
									1000	1000mm		

LED Module Power & CCT				Ingress Protection		Control		
Single CCT	18	18W/m	27	2700K	IP66	IP66	ND	On/Off
			30	3000K			DMX	DMX512
			35	3500K				
			40	4000K				
			50	5000K				
RGBW			RGBW40	RGBW (4000K)				
			RGBW60	RGBW (6000K)				

Example: WL25F-24-GR-D-120-1000-N-18-30-IP66-DMX
 WL25F Rigid Linear Profile, 24V DC, Matt Grey, Diffused cover, 120°, 1000mm, 18W/m, 3000K, IP66, DMX512



LINEAR PROFILE AND ACCESSORIES

(Ordering Matrix for Separate Orders)

• Terminal Cable

Power supply or signal for male/female terminal of lighting fixture with controller

Type	Number of Cores		Length	
WL-C	2P	2 poles (On/Off)	220	220mm
	5P	5 poles (TW/RGBW/DMX)	1000	1000mm

example: WL-C.5P.1000

• Inter-connector Cable

Used in power supply or signal jumper connection for lighting fixture

Type	Number of Cores		Length	
WL-IC	2P	2 poles (On/Off)	1000	1000mm
	5P	5 poles (TW/RGBW/DMX)		

example: WL-IC.5P.1000

• T-connection Cable

Cable used in intermediate power supply for lighting fixture with controller

Type	Number of Cores		Length	
WL-TC	2P	2 poles (On/Off)	300	300mm
	5P	5 poles (TW/RGBW/DMX)	600	600mm

example: WL-TC.5P.600

• Termination End Cap

Cable used in intermediate power supply for lighting fixture with controller

Type	Number of Cores	
WL-EC	2P	2 poles (On/Off)
	5P	5 poles (TW/RGBW/DMX)

example: WL-EC.5P