




# WL50G

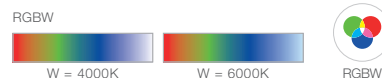

LINEAR GRAZER MEDIA LUMINAIRE



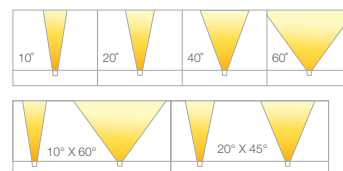
Profile Type	50mm width 6063 aluminium linear profile
Profile Finishing	Powder coating
Cover	Clear
Light Uniformity	-
Mounting	Adjustable mounting bracket
Compatible LED Module	- (non modular)
CRI	High Efficiency (CRI~80)
SDCM	3 step MacAdam ellipse binning
Lifetime	Up to 50,000 hours L80 lamp life at Ta = 25°C
Voltage	220-240V AC
Maximum Power	72W/m
Length Options	300mm, 500mm, 1000mm
Operating Temperature	Ta (min) = -35°C, Ta (max) = +60°C
Wire Connection	Supplied with insulated IP65 wires and connector at 150mm length
IP Rating	IP66
IK Rating	IK06
Profile LOR	-
<b>Media Specifications</b>	
Pixel Density	8 Pixel per meter
Control Method	DMX 512 - Pixel by Pixel
Cut per Stretch	300mm (1 pixel), 500mm (4 pixels), 1000mm (8 pixels)

### AVAILABLE OPTIONS

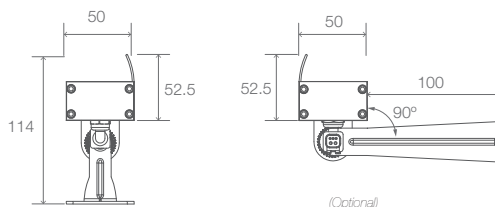
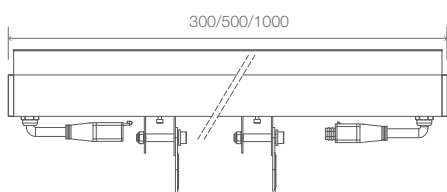
#### CCT OPTIONS



#### BEAM ANGLES



### DIMENSIONS (MM)





## FACADE LIGHTING

### PRODUCT SPECIFICATIONS

Model	WL50G LINEAR GRAZER MEDIA LUMINAIRE		
Cut Length	300mm	500mm	1000mm
Light Source	White LED, RGBW		
Colour Temperatures	White 2700K, 3000K, 3500K, 4000K, 5000K, RGBW(4000K), RGBW(6000K)		
LED Quantity	6pcs	12pcs	24pcs
Luminous Flux	White 3000K: 1836 lm (60°)	White 3000K: 3060 lm (60°)	White 3000K: 6120 lm (60°)
Pixel Options	1 pixels	1, 4 pixels	1, 4, 6, 8 pixels
Efficacy	White 3000K: 85 lm/W (full on 60°)		
Beam Angles	10° / 20° / 40° / 60° / 10° x 60° / 20° x 45°		
Lens	Glass		
Housing	Aluminium		
Housing Finish Options	Matt Grey (RAL7001), Matt Black (RAL9011)		
Adjustment Options	0 to +90°		
Mounting	Adjustable Mounting Bracket		
Dimensions (L x W x H, Mounting Bracket included)	300mm x 50mm x 115mm	500mm x 50mm x 115mm	1000mm x 50mm x 115mm
Weight	0.8kg	1.2kg	2.2kg
Regulatory Listing & Safety Approval	CE		
Operating Temperature	-30°C to +50°C		
Minimum Starting Temperature	-20°C		
Environment	Outdoor, IP66, IK06, Coastal Environment (ASTM B117-16)		
Humidity	85%, non-condensing		

### ELECTRICAL SPECIFICATIONS

Input Voltage	220-240V AC		
	72W per meter		
System Power	24W	36W	72W
LED Power	19.2W	28.8W	57.6W
Lumen Maintenance	L80 50000hrs @ 25°C		

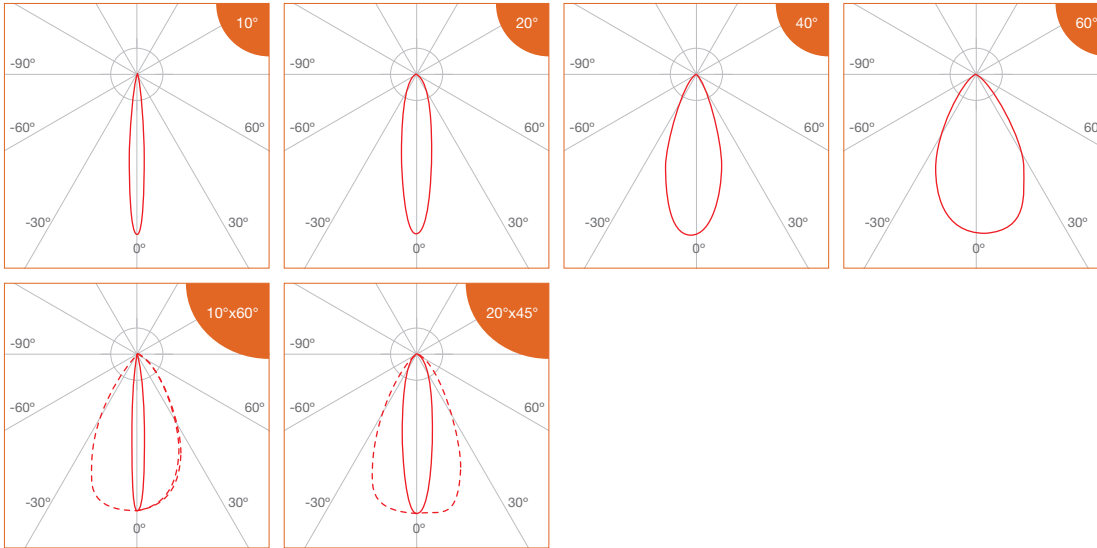
### SYSTEM SPECIFICATIONS

Power Supply	CE market: LED Engine 24V
	ETL market: LED Engine 24V (Class 2)
Control	On / Off, DMX512



## FACADE LIGHTING

### PHOTOMETRICS



### SPECIFICATIONS

- Single CCT

CCT	Efficacy (lm/W)	Luminous Flux per meter (lm/m)
		72W/m
2700K	85.0	6120
3000K		
3500K		
4000K	89.3	6426
5000K		

- RGBW

CCT	Efficacy (lm/W)	Luminous Flux per meter (lm/m)	RGB Wavelength (nm) / White CCT
		72W/m	
Red	346.6	700 (@4.03W)	620 - 630
Green	527.1	1507 (@5.71W)	515 - 525
Blue	140.8	403 (@5.71W)	460 - 470
White	822.0	3510 (@8.54W)	4000K 6000K



## FACADE LIGHTING

### ORDERING MATRIX

Profile	Input Voltage		Finishing		Cover		Beam Angle		Length		Pixel Options		Accessories	
	WL50G-PIX	AC	220-240V AC	GR	Matt Grey	C	Clear	10	10°	300	300mm	1P	1 Pixel	N
MB				Matt Black	20			20°	500	500mm	1P	1 Pixel	AGB	Anti-glare Baffle
					40			40°			4P	4 Pixels	AGL	Anti-glare Louvre
60				60°	1000			1000mm	1P	1 Pixel	AGM	Micro Louvre		
10X60				10° x 60°					4P	4 Pixels				
20X45				20° x 45°					6P	6 Pixels				
						8P	8 Pixels							

LED Module Power & CCT				Ingress Protection		Control		
Single CCT	72	72W/m	27	2700K	IP66	IP66	ND	On/Off
			30	3000K			DMX	DMX512
			35	3500K				
			40	4000K				
			50	5000K				
RGBW			RGBW40	RGBW (4000K)				
			RGBW60	RGBW (6000K)				

Example: WL50G-PIX-AC-GR-C-20-1000-8P-AGB-72-30-IP66-DMX  
 WL50 Grazer Profile, Pixel Control, 220-240V AC, Matt Grey, Clear cover, 20°, 1000mm, 8 Pixels, Anti-glare Baffle, 72W/m, 3000K, IP66, DMX512



# LINEAR PROFILE AND ACCESSORIES

(Ordering Matrix for Separate Orders)

## • Terminal Cable

Power supply or signal for male/female terminal of lighting fixture with controller

Type	Number of Cores		Length	
WL-C	2P	2 poles (On/Off)	220	220mm
	5P	5 poles (TW/RGBW/DMX)	1000	1000mm

example: WL-C.5P.1000

## • Inter-connector Cable

Used in power supply or signal jumper connection for lighting fixture

Type	Number of Cores		Length	
WL-IC	2P	2 poles (On/Off)	1000	1000mm
	5P	5 poles (TW/RGBW/DMX)		

example: WL-IC.5P.1000

## • T-connection Cable

Cable used in intermediate power supply for lighting fixture with controller

Type	Number of Cores		Length	
WL-TC	2P	2 poles (On/Off)	300	300mm
	5P	5 poles (TW/RGBW/DMX)	600	600mm

example: WL-TC.5P.600

## • Termination End Cap

Cable used in intermediate power supply for lighting fixture with controller

Type	Number of Cores	
WL-EC	2P	2 poles (On/Off)
	5P	5 poles (TW/RGBW/DMX)

example: WL-EC.5P