




WL90G

LINEAR GRAZER MEDIA LUMINAIRE



Profile Type	80mm width 6063 aluminium linear profile
Profile Finishing	Powder coating
Cover	Clear
Light Uniformity	-
Mounting	Adjustable mounting bracket
Compatible LED Module	- (non modular)
CRI	High Efficiency (CRI~80)
SDCM	3 step MacAdam ellipse binning
Lifetime	Up to 50,000 hours L80 lamp life at Ta = 25°C
Voltage	220-240V AC
Maximum Power	180W/m
Length Options	300mm, 500mm, 1000mm
Operating Temperature	Ta (min) = -35°C, Ta (max) = +60°C
Wire Connection	Supplied with insulated IP65 wires and connector at 150mm length
IP Rating	IP66
IK Rating	IK06
Profile LOR	-
Media Specifications	
Pixel Density	8 Pixel per meter
Control Method	DMX 512 - Pixel by Pixel
Cut per Stretch	300mm (1 pixel), 500mm (4 pixels), 1000mm (8 pixels)

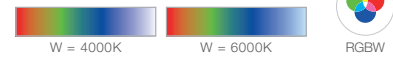
AVAILABLE OPTIONS

CCT OPTIONS

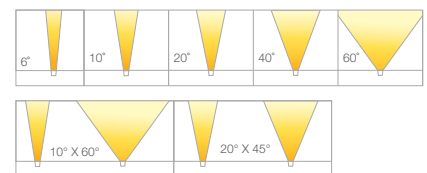
SINGLE CCT



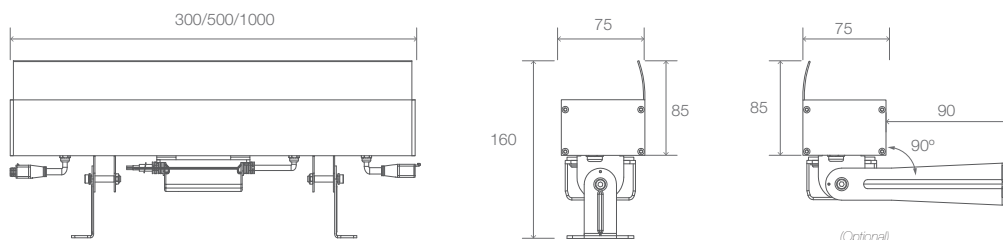
RGBW



BEAM ANGLES



DIMENSIONS (MM)





FACADE LIGHTING

PRODUCT SPECIFICATIONS

Model	WL90G LINEAR GRAZER MEDIA LUMINAIRE		
Cut Length	300mm	500mm	1000mm
Light Source	White LED, RGBW		
Colour Temperatures	White 2700K, 3000K, 3500K, 4000K, 5000K, RGBW(4000K), RGBW(6000K)		
LED Quantity	6pcs	12pcs	24pcs
Luminous Flux	White 3000K: 4,320 lm (60°)	White 3000K: 7200 lm (60°)	White 3000K: 14400 lm (60°)
Pixel Options	1 pixels	1, 4 pixels	1, 4, 6, 8 pixels
Efficacy	White 3000K: 80 lm/W (full on 60°)		
Beam Angles	6° / 10° / 20° / 40° / 60° / 10° x 60° / 20° x 45°		
Lens	Glass with Micro-louvre		
Housing	Aluminium		
Housing Finish Options	Matt Grey (RAL7001), Matt Black (RAL9011)		
Adjustment Options	0 to +90°		
Mounting	Adjustable Mounting Bracket		
Dimensions (L x W x H, Mounting Bracket included)	300mm x 75mm x 159.5mm	500mm x 75mm x 159.5mm	1000mm x 75mm x 159.5mm
Weight	2.3kg	3.4kg	6.6kg
Regulatory Listing & Safety Approval	CE		
Operating Temperature	-30°C to +50°C		
Minimum Starting Temperature	-20°C		
Environment	Outdoor, IP66, IK06, Coastal Environment (ASTM B117-16)		
Humidity	85%, non-condensing		

ELECTRICAL SPECIFICATIONS

Input Voltage	220-240V AC		
	180W per meter		
System Power	60W	90W	180W
LED Power	48W	72W	144W
Lumen Maintenance	L80 50000hrs @ 25°C		

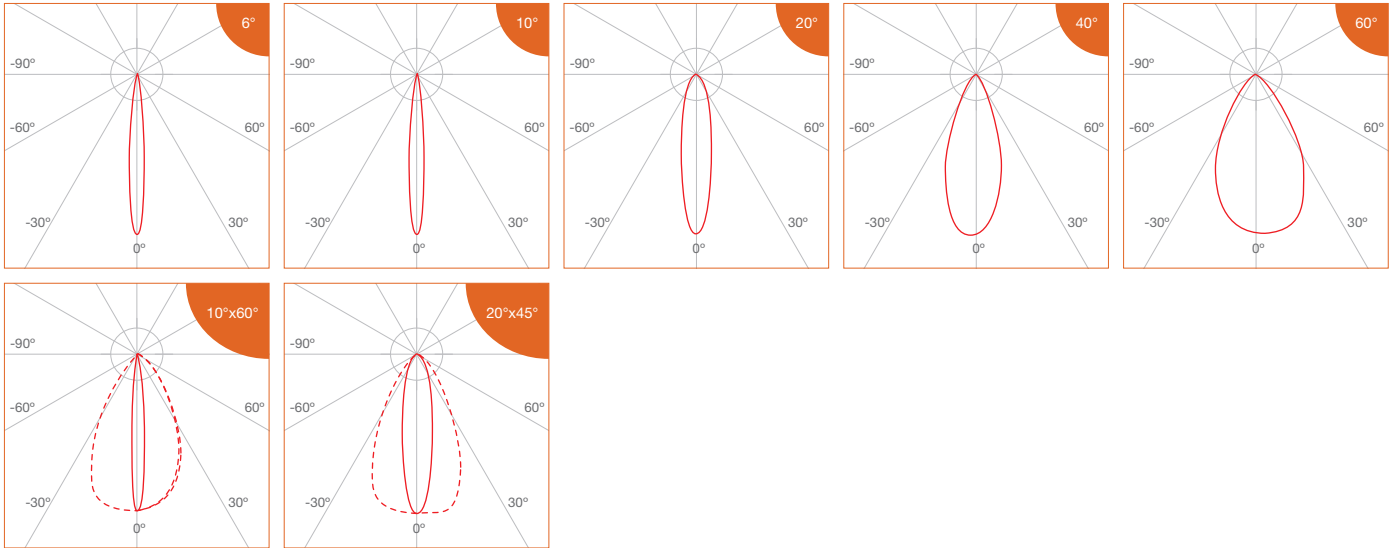
SYSTEM SPECIFICATIONS

Power Supply	CE market: LED Engine 24V
	ETL market: LED Engine 24V (Class 2)
Control	On / Off, DMX512



FACADE LIGHTING

PHOTOMETRICS



SPECIFICATIONS

• Single CCT

CCT	Efficacy (lm/W)	Luminous Flux per meter (lm/m)
		180W/m
2700K	80.0	14400
3000K		
3500K		
4000K	84.0	15120
5000K		

• RGBW

CCT	Efficacy (lm/W)	Luminous Flux per meter (lm/m)	RGB Wavelength (nm) / White CCT
		180W/m	
Red	815.4	1647 (@4.03W)	620 - 630
Green	1240.2	3547 (@5.71W)	515 - 525
Blue	331.3	947 (@5.71W)	460 - 470
White	1934.1	8258 (@8.54W)	4000K 6000K



FACADE LIGHTING

ORDERING MATRIX

Profile	Input Voltage		Finishing		Cover		Beam Angle		Length		Pixel Options		Accessories	
	WL90G-PIX	AC	220-240V AC	GR	Matt Grey	C	Clear	6	6°	300	300mm	1P	1 Pixel	N
MB				Matt Black	10			10°	500	500mm	1P	1 Pixel	AGB	Anti-glare Baffle
					20			20°			4P	4 Pixels	AGL	Anti-glare Louvre
					40			40°	1000	1000mm	1P	1 Pixel	AGM	Micro Louvre
					60			60°			4P	4 Pixels		
					10X60			10° x 60°			6P	6 Pixels		
					20X45			20° x 45°			8P	8 Pixels		

LED Module Power & CCT				Ingress Protection		Control		
Single CCT	180	180W/m	27	2700K	IP66	IP66	ND	On/Off
			30	3000K			DMX	DMX512
			35	3500K				
			40	4000K				
			50	5000K				
RGBW			RGBW40	RGBW (4000K)				
			RGBW60	RGBW (6000K)				

Example: WL90G-PIX-AC-GR-C-20-1000-8P-AGB-180-**RGBW40**-IP66-DMX
 WL90 Grazer Profile, Pixel Control, 220-240V AC, Matt Grey, Clear cover, 20°, 1000mm, 8 Pixels, Anti-glare Baffle, 180W/m, RGBW(4000K), IP66, DMX512



LINEAR PROFILE AND ACCESSORIES

(Ordering Matrix for Separate Orders)

• Terminal Cable

Power supply or signal for male/female terminal of lighting fixture with controller

Type	Number of Cores		Length	
WL-C	2P	2 poles (On/Off)	220	220mm
	5P	5 poles (TW/RGBW/DMX)	1000	1000mm

example: WL-C.5P.1000

• Inter-connector Cable

Used in power supply or signal jumper connection for lighting fixture

Type	Number of Cores		Length	
WL-IC	2P	2 poles (On/Off)	1000	1000mm
	5P	5 poles (TW/RGBW/DMX)		

example: WL-IC.5P.1000

• T-connection Cable

Cable used in intermediate power supply for lighting fixture with controller

Type	Number of Cores		Length	
WL-TC	2P	2 poles (On/Off)	300	300mm
	5P	5 poles (TW/RGBW/DMX)	600	600mm

example: WL-TC.5P.600

• Termination End Cap

Cable used in intermediate power supply for lighting fixture with controller

Type	Number of Cores	
WL-EC	2P	2 poles (On/Off)
	5P	5 poles (TW/RGBW/DMX)

example: WL-EC.5P