



FACADE LIGHTING

WLC90G IP66 IK06 CHAINED GRAZER LUMINAIRE



Profile Type	35mm width 6063 aluminium linear profile
Profile Finishing	Powder coating
Cover	Clear
Light Uniformity	-
Mounting	Adjustable mounting bracket
Compatible LED Module	- (non modular)
CRI	High Efficiency (CRI~80)
SDCM	3 step MacAdam ellipse binning
Lifetime	Up to 50,000 hours L80 lamp life at Ta = 25°C
Voltage	24V DC, 48V DC
Maximum Power	60W/m
Length Options	500mm, 1000mm
Operating Temperature	Ta (min) = -35°C, Ta (max) = +60°C
Wire Connection	Supplied with insulated IP65 wires and connector at 150mm length
IP Rating	IP66
IK Rating	IK06
Profile LOR	-

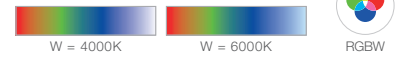
AVAILABLE OPTIONS

CCT OPTIONS

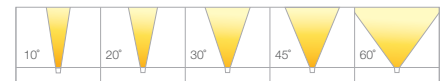
SINGLE CCT



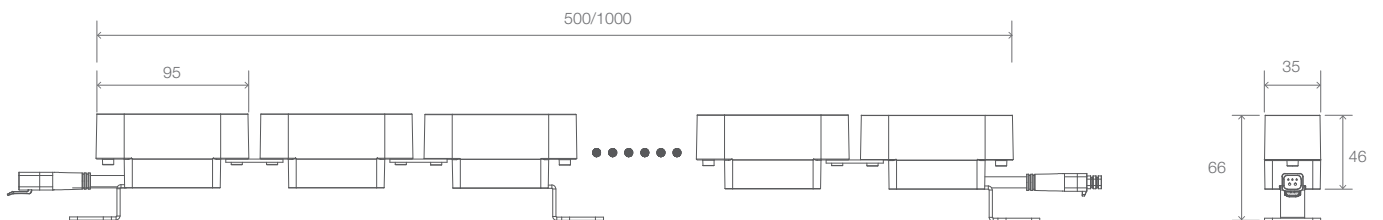
RGBW



BEAM ANGLES



DIMENSIONS (MM)





FACADE LIGHTING

PRODUCT SPECIFICATIONS

Model	WLC90G CHAINED GRAZER LUMINAIRE	
Cut Length	500mm	1000mm
Light Source	White LED, RGBW	
Colour Temperatures	White 2700K, 3000K, 3500K, 4000K, 5000K, RGBW(4000K), RGBW(6000K)	
LED Quantity	15pcs	30pcs
Luminous Flux (60W/m)	White 3000K: 2250 lm (60°)	White 3000K: 4500 lm (60°)
Efficacy	White 3000K: 75 lm/W (full on 60°)	
Beam Angles	10° / 20° / 30° / 45° / 60°	
Lens	Glass	
Housing	Aluminium	
Housing Finish Options	Matt Grey (RAL7001), Matt Black (RAL9011)	
Adjustment Options	0 to +90°	
Mounting	Adjustable Mounting Bracket	
Dimensions (L x W x H, Mounting Bracket included)	500mm x 35mm x 66mm	1000mm x 35mm x 66mm
Weight	1.4kg	2.6kg
Regulatory Listing & Safety Approval	CE	
Operating Temperature	-30°C to +50°C	
Minimum Starting Temperature	-20°C	
Environment	Outdoor, IP66, IK06, Coastal Environment (ASTM B117-16)	
Humidity	85%, non-condensing	

ELECTRICAL SPECIFICATIONS

Input Voltage	24V DC, 48V DC	
	60W per meter	
System Power	30W	60W
LED Power	24W	48W
Lumen Maintenance	L80 50000hrs @ 25°C	

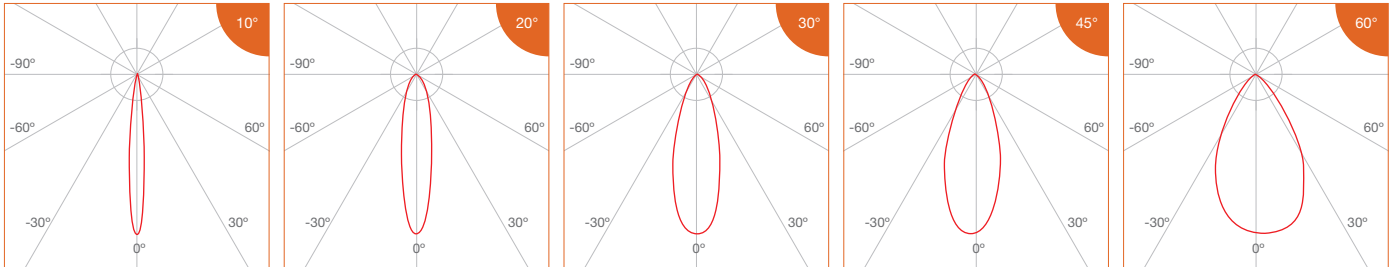
SYSTEM SPECIFICATIONS

Power Supply	CE market: LED Engine 24V
	ETL market: LED Engine 24V (Class 2)
Control	On / Off, DMX512



FACADE LIGHTING

PHOTOMETRICS



SPECIFICATIONS

- Single CCT

CCT	Efficacy (lm/W)	Luminous Flux per meter (lm/m)
		60W/m
2700K	60.0	4500
3000K		
3500K		
4000K	63.0	4725
5000K		

- RGBW

CCT	Efficacy (lm/W)	Luminous Flux per meter (lm/m)	RGB Wavelength (nm) / White CCT
		60W/m	
Red	254.8	515	620 - 630
		(@4.03W)	
Green	387.6	1108	515 - 525
		(@5.71W)	
Blue	103.5	296	460 - 470
		(@5.71W)	
White	604.4	2581	4000K 6000K
		(@8.54W)	



FACADE LIGHTING

ORDERING MATRIX

Profile	Input Voltage		Finishing		Cover		Beam Angle		Length		Accessories	
WLC90G	24	24V DC	GR	Matt Grey	C	Clear	10	10°	500	500mm	N	None
	48	48V DC	MB	Matt Black			20	20°	1000	1000mm		
							30	30°				
							45	45°				
							60	60°				

LED Module Power & CCT				Ingress Protection		Control		
Single CCT	60	60W/m	27	2700K	IP66	IP66	ND	On/Off
			30	3000K			DMX	DMX512
			35	3500K				
			40	4000K				
			50	5000K				
			RGBW				RGBW40	RGBW (4000K)
		RGBW60	RGBW (6000K)					

Example: WLC90G-24-GR-C-20-1000-N-60-**RGBW40-IP66-DMX**
WLC90 Grazer Profile, 24V DC, Matt Grey, Clear cover, 20°, 1000mm, 60W/m, RGBW(4000K), IP66, DMX512



LINEAR PROFILE AND ACCESSORIES

(Ordering Matrix for Separate Orders)

• Terminal Cable

Power supply or signal for male/female terminal of lighting fixture with controller

Type	Number of Cores		Length	
WL-C	2P	2 poles (On/Off)	220	220mm
	5P	5 poles (TW/RGBW/DMX)	1000	1000mm

example: WL-C.5P.1000

• Inter-connector Cable

Used in power supply or signal jumper connection for lighting fixture

Type	Number of Cores		Length	
WL-IC	2P	2 poles (On/Off)	1000	1000mm
	5P	5 poles (TW/RGBW/DMX)		

example: WL-IC.5P.1000

• T-connection Cable

Cable used in intermediate power supply for lighting fixture with controller

Type	Number of Cores		Length	
WL-TC	2P	2 poles (On/Off)	300	300mm
	5P	5 poles (TW/RGBW/DMX)	600	600mm

example: WL-TC.5P.600

• Termination End Cap

Cable used in intermediate power supply for lighting fixture with controller

Type	Number of Cores	
WL-EC	2P	2 poles (On/Off)
	5P	5 poles (TW/RGBW/DMX)

example: WL-EC.5P