



Minuscule and Flush with the Ceiling

The ORION 2 pinhole downlight with a minuscule aperture diameter of just 15mm is now available in flush mount version that blends in seamlessly with the ceiling. Designed with ELR's signature modular concept to be paired with ELR 20 series LED modules with up to 748lm output at up to 40° beam angle with the aid of X-BEAM converging optical lens that maximises luminous efficiency.

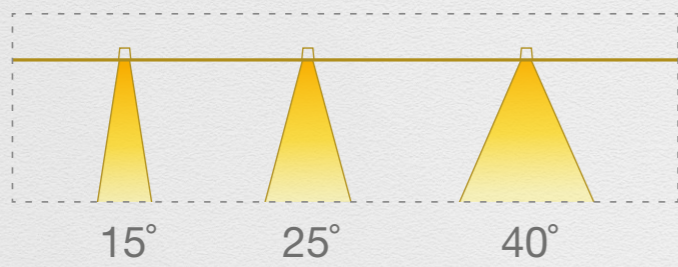


NEW

ORION 2 FLUSH MOUNT

Lumen Output **up to 748lm** LED Power **6.2W / 8W**

Trim Size: Ø73mm



15° 25° 40°

20 SERIES LED MODULES

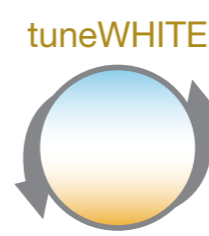
20 CLASSIC (6.2W) / 20 PRO (8W)



ProART



WARM DIM



tuneWHITE

flexiK



Fix




Tilt



Fix Flush Mount



Tilt Flush Mount



Dark Silent Ring

An anti-glare feature that prevents intense reflection of light on the aperture.

Ceiling Safe

A mechanism that allows frontal removal for maintenance without risk of damaging the ceiling.

Technology and Features



Advanced Thermal Protection System



Converging Optical Lens
Maximising LOR



Low Flicker Index
No Risk

[FIND OUT MORE](#)